

Connopia CMS



By Rescott, LLC

Connopia CMS Solution by Rescott, LLC White Paper

Technology Used : PHP + MYSQL [AJAX]

Hosting Server : Linux / Windows

Pricing Model : See Representative .

WYSIWYG Editor

The WYSIWYG (What you see is what you get) editor is web-based, requiring no additional software or tools other than your web browser. It allows you to edit your content as it will appear on your website using familiar MS Word text editing tools. This allows non-technical staff to make changes to your website without a prior knowledge of HTML. Formatting text, inserting images, creating links to other pages and downloadable files such as PDFs are all simple using the Connopia CMS WYSIWYG editor.

The editor will even pick up custom style sheets (CSS) you are using in your website allowing content editors to easily apply your content styles and keep the website look and feel clean and uniform.

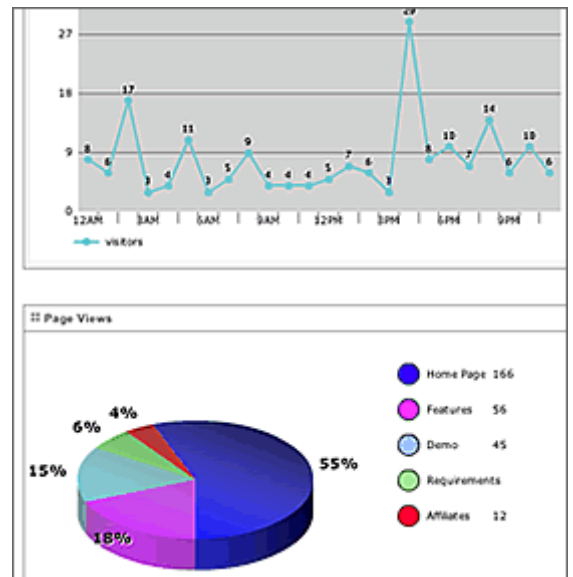
Website Statistics

Management capabilities, unlike other CMS software, Connopia CMS provides full statistical charts and information based on certain aspects of your site which are important in helping not only your site grow, but your business in general.

Connopia CMS provides powerful on call data and information at the click of a button - in one easy click you'll have access to how visitors have come to your site, on what day, within a time period and the pages that they've chosen to visit.

With this powerful tool bundled in with Connopia CMS, there is no limit if you want to increase traffic or try new information to engage the user longer and retain the sale or inquiry.

Using the Dynamic Statistics you'll be able to do so easily and quickly without any additional cost or staff hours involved. If you'd like to find out more or experience the ease of how to view and read statistics using Connopia CMS, try our online demo.



Multiple/User Security Levels

Connopia CMS supports an unlimited number of administration users and each user may have access to certain areas of the Connopia CMS administration system.

For example you may have privileges to create, edit and publish documents while another group of users may add and edit content but may not publish the changes to the live system, thus allowing a Manager to review changes prior to publishing them.

The Connopia CMS privileges are broken into:

- Content Edit
- Admin Security
- Content Publish
- Statistics
- Control templates
- Settings
- FAQ's
- Newsletter
- Forms
- Website Wizard

In addition to user based privileges you may restrict access to the entire administration system to certain internet connected computers by restricting access to selected IP addresses – Connopia CMS allows you to enter an entire IP address or an IP address using wild cards eg. 255.255.*.* allowing you to run an extremely secure administration system.

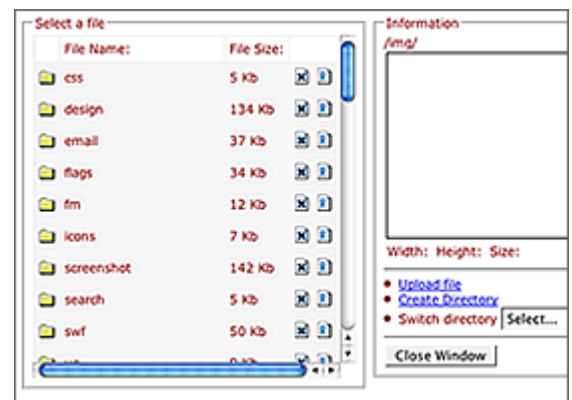
If you have access to a SSL certificate you may easily set Connopia CMS up to login using SSL and even run the whole administration system under SSL.

Advanced File Manager

The Connopia CMS File Manager allows you to maintain the images and downloads available on your website without an FTP application. The Connopia CMS File Manager allows you to create, edit and remove directories as well as uploading images and downloadable files.

This gives you full control over what is located on your server and will allow you to ensure website limits are not exceeded with redundant data or files and provides easy, direct and complete maintenance ability.

If you need a complete package, requiring no additional 3rd party software to upload a new image or file, Connopia CMS



is perfect.

Dynamic Menu Builder

Administrators can easily navigate throughout all of the content pages within the site by using the Connopia CMS Content Tree /menu builder.

The Dynamic Menu Builder will allow you to create main menu, sub menu, it's ordering, vertical, horizontal drop down, CSS settings in the system in hierarchical order and you have instant access to any pages that require updates or removal, without having to search the site to locate each page.

Automated Site Map

An automated, dynamic sitemap is created on-the-fly when using Connopia CMS.

By adding in your content pages and assigning headings and titles, you are automatically creating your site map.

Users will be able to navigate the entire site, in a hierarchical tree display of every page quickly, easily and intuitively.

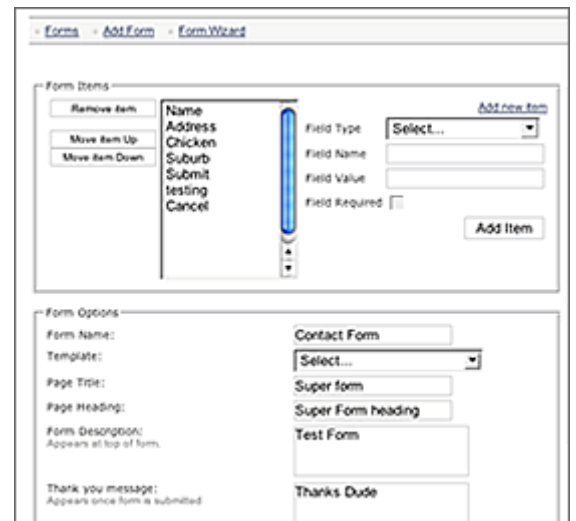
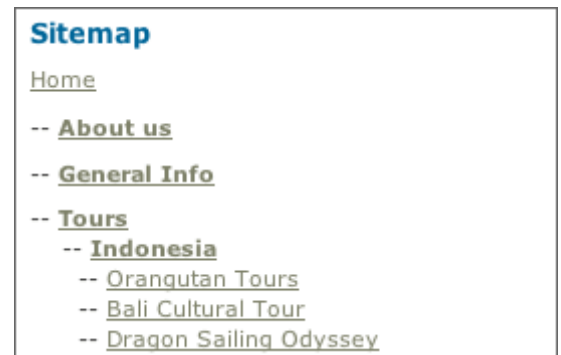
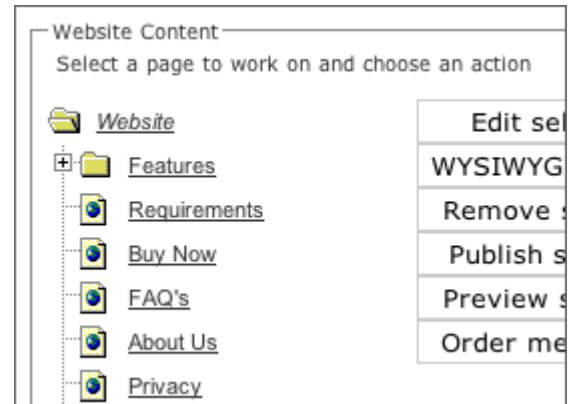
Form Builder

The Connopia CMS form builder provides Administrators the power to develop fully functional web forms without editing HTML or complex code, that can be used to capture, store and submit information to the Administrators of the site.

Admin. users can dynamically build contact, feedback and enquiry forms using the Form Builder that will capture necessary customer details and post this information to a nominated email account, as well as storing detail within the Connopia CMS system.

The submitted details can then be thoroughly reviewed from within the Administration system by selecting the form and viewing the corresponding Form Submissions.

Forms can be added, updated and removed at anytime to



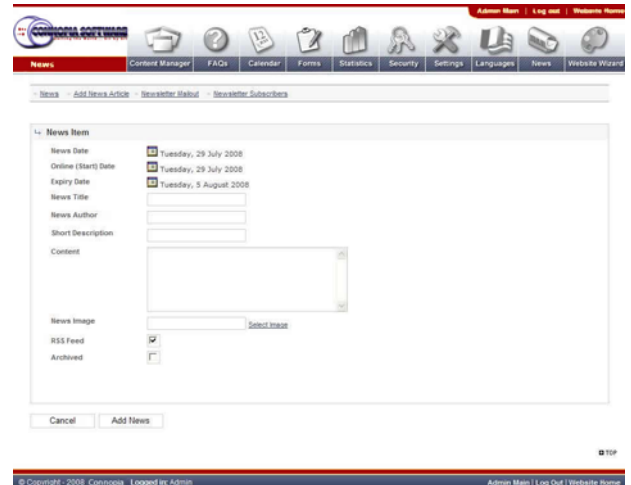
ensure you will always have the customer feedback you require, when required.

Newsletters

Connopia CMS offers a full newsletter manager. Visitors to the site can elect to sign up to your newsletter and have their details stored within the Connopia CMS system.

Administrators can then develop the newsletter to be sent out to site users and automatically perform a bulk mail-out. Subscribers can be viewed in list format and removed if required.

When signing up, customers may receive a confirmation email, which they must read and a link clicked prior to them receiving email newsletters to ensure you are not sending out unwarranted emails and site visitors can automatically unsubscribe at anytime. It also prevents robots from hijacking your mailing list.



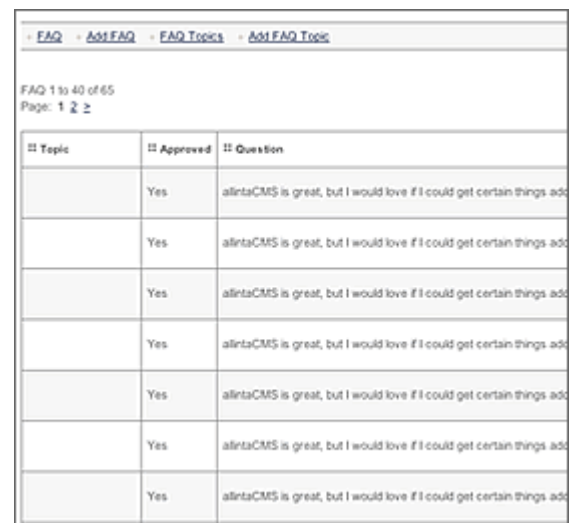
The use of dynamic tags within the newsletter system ensures you can personalize messages sent to each customer to give an authentic, personalized look to the email.

FAQ's

Connopia CMS allows customers to create and assign FAQ Topics and Items to the site with very little trouble. By entering in a series of FAQ Topics, Questions and Answers, you can ensure your site will always give customers a specific place to search for information they may require, without having to search through the entire site or contact you directly. This provides you a direct and easy way to answer any common queries in relation to your business or site, making your customers happier! Combining the use of the Form Builder to obtain feedback from which to build and maintain your FAQ's ensures your site will always offer the information the visitor requires.

Export to Static HTML files

You can click one button and export all of your content out static HTML pages. This can assist with speeding up your site if it is busy, or if you want the content for other locations, such as a distributable CD.



Topic	Approved	Question
	Yes	alintaCMS is great, but I would love if I could get certain things add
	Yes	alintaCMS is great, but I would love if I could get certain things add
	Yes	alintaCMS is great, but I would love if I could get certain things add
	Yes	alintaCMS is great, but I would love if I could get certain things add
	Yes	alintaCMS is great, but I would love if I could get certain things add
	Yes	alintaCMS is great, but I would love if I could get certain things add
	Yes	alintaCMS is great, but I would love if I could get certain things add



Available Now!

Multi-Language

Want to offer overseas customers the ability to search your site without worrying if they are fluent in your native tongue?

Connopia CMS will provide multi-lingual content ability, allowing you to enter your website content in a number of different languages.

Administrators of the site can enter content in any number of languages.

Visitors to your website can then select from a list of available languages and the content is then updated instantly to their selected language.

